

# Helping your student access 365 & Teams on a Chromebook

Stuart Gray & Lisa Diner

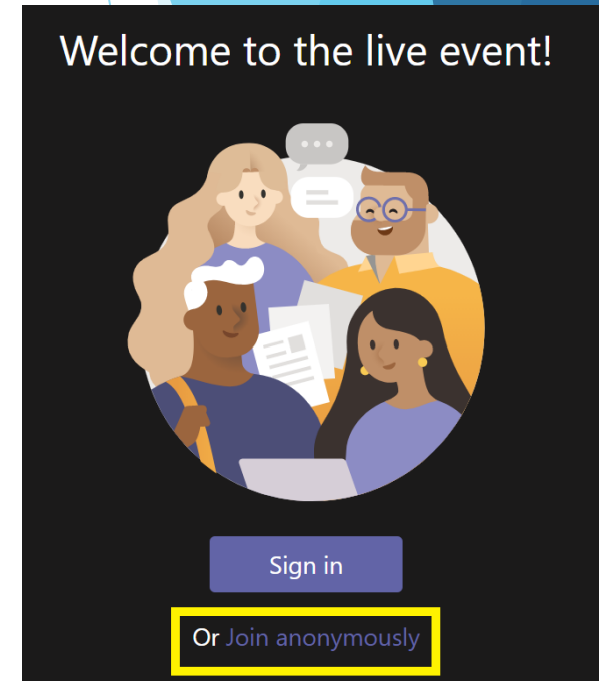
April 21, 2021



# Live Event recordings

- ▶ [Grade 3 / 4 Session](#)
- ▶ [Grade 5 / 6 session](#)

*\*Click on the appropriate link above, then select "Join anonymously".*




# Parent Help Desk

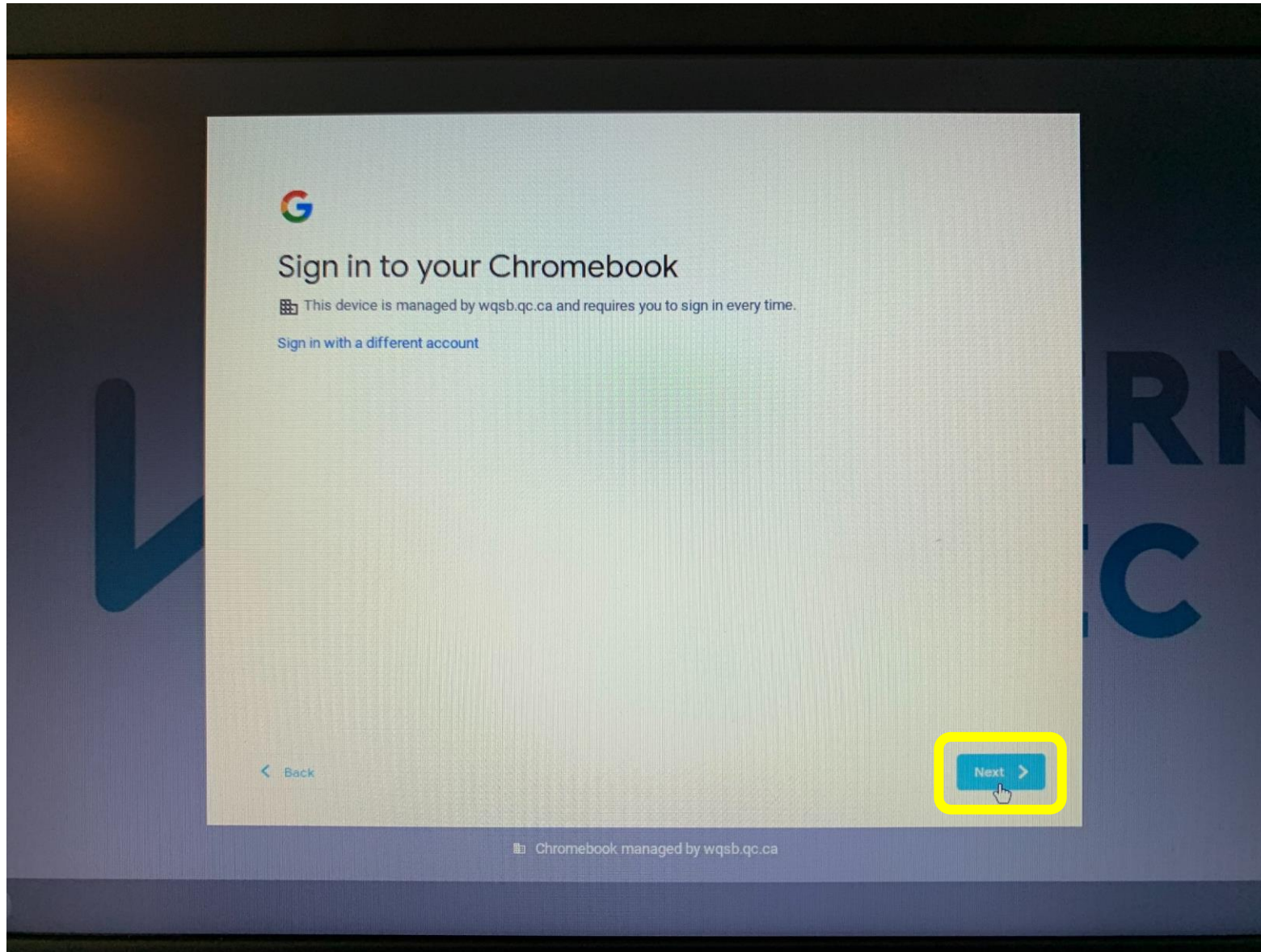
- ▶ Please email [wqsbhelpdesk@wqsb.qc.ca](mailto:wqsbhelpdesk@wqsb.qc.ca) and include in the following:
  - ▶ Student's name
  - ▶ School and grade level
  - ▶ Preferred phone number for follow-up contact (if necessary)
  - ▶ Device being used
  - ▶ Clearly described issue/problem
- ▶ Or call: 819-777-9650 (8:00 am - 4:30 pm Monday to Friday) and leave a message with the information above



# Sign in to the Chromebook- Step 1




# Sign in to the Chromebook- Step 2



# Sign in to the Chromebook- Step 3

This sign-in service is hosted by login.microsoftonline.com



**Sign in**

Email address, phone number or Skype

Can't access your account?

Back Next

Sign-in options

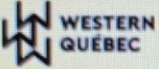
Terms of use Privacy & cookies

The image shows a web browser window displaying a sign-in page for Western Québec. The page is titled "Sign in" and features a text input field for "Email address, phone number or Skype". Below the input field is a link for "Can't access your account?". There are two buttons: "Back" and "Next". The "Next" button is highlighted with a yellow border. At the bottom of the page, there are links for "Terms of use" and "Privacy & cookies". A key icon and the text "Sign-in options" are visible at the bottom left of the sign-in area. The browser's address bar shows "This sign-in service is hosted by login.microsoftonline.com".



# Sign in to the Chromebook- Step 4

This sign-in service is hosted by login.microsoftonline.com

 WESTERN QUÉBEC

← demostudent3@wqsb.qc.ca


**Enter password**

[Forgotten my password](#)

[Terms of use](#) [Privacy & cookies](#) ...



Sign in to the Chromebook- That's it!

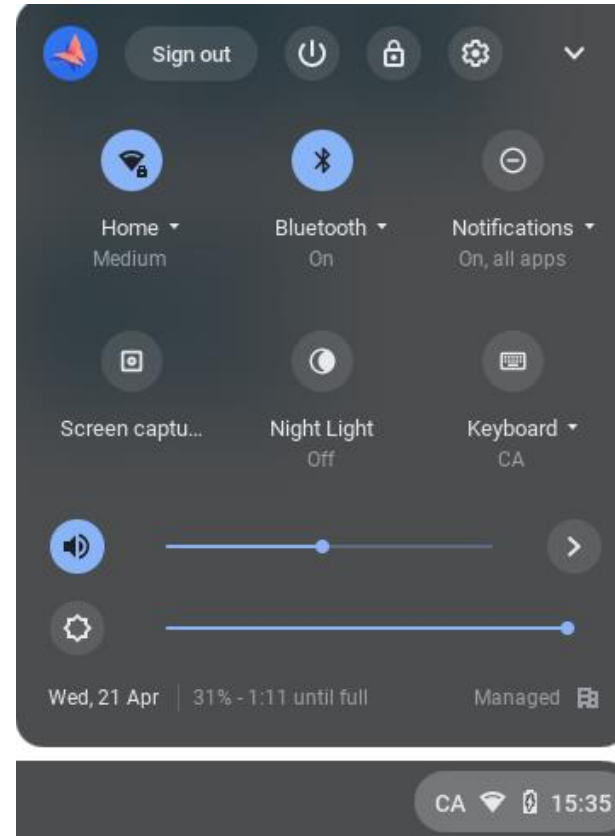




# The Chrome OS interface



# The Chrome OS control panel



# Additional settings

The screenshot shows the Chrome OS Settings application. On the left is a sidebar with categories: Network, Bluetooth, Connected devices, People, Device, Personalisation, Search engine, Apps, Developers, and Advanced. The main content area is titled 'Settings' and includes a search bar. A notification states 'Your Chromebook is managed by wqsb.qc.ca'. The 'Network' section shows 'Wi-Fi Home' is turned on. The 'Bluetooth' section shows 'Bluetooth On' is turned on. The 'Connected devices' section shows an 'Android phone' with a toggle switch turned off. The 'People' section shows a user profile for 'Demo Student 3' with email 'demostudent3@wqsb.qc.ca'.

**Settings**

Search settings

Your Chromebook is managed by wqsb.qc.ca

**Network**

- Wi-Fi Home
- Add connection

**Bluetooth**

- Bluetooth On

**Connected devices**


- Android phone  Connect your Chromebook with your phone. [Learn more](#)

**People**

- Demo Student 3 demostudent3@wqsb.qc.ca



Accessing  
the web



**WESTERN  
QUÉBEC**



▶ Chromebook  
student, parent,  
and guardian  
resources



**Chromebook student, parent, and  
guardian resources**

13 items

A collection of resources from Google to help you get the most out of your Chromebook.

▶ Microsoft Teams & 365 student, parent, and guardian resources



**Student, parent, and guardian resources**

33 items

A collection of resources for students, parents, and guardians to learn how to use Microsoft Education tools for learning both at home and in the classroom.